

Collins

For the
2018 revised
examination

Cambridge English Qualifications

Pre A1 Starters

Three Practice Tests

Audio scripts & Answer Key

Barbara Mackay
Anna Osborn



NTV

Công ty TNHH
Nhân Trí Việt



NHÀ XUẤT BẢN TỔNG HỢP
THÀNH PHỐ HỒ CHÍ MINH

Cambridge English Qualifications

Pre A1 Starters

Three Practice Tests

Audio scripts & Answer Key

Barbara Mackay

Anna Osborn

NTV

Công ty TNHH
Nhân Trí Việt



NHÀ XUẤT BẢN TỔNG HỢP
THÀNH PHỐ HỒ CHÍ MINH

Collins Cambridge English Qualifications: Pre A1 Starters – Three Practice Tests
Audio scripts & Answer Key

Copyright © 2018 by HarperCollins Publishers Ltd.

Vietnam's edition © 2018 by Nhan Tri Viet Co., Ltd.

This edition is published in Vietnam under a license Agreement between HarperCollins Publishers Ltd. and Nhan Tri Viet Co., Ltd., Vietnam.

All rights reserved. No part of this publication may be reproduced, stored in a retrieval system, or transmitted, in any form or by any means, electronic, mechanical, photocopying, recording, or otherwise, without the prior written permission of the copyright owner.

Contents

Key to tests

Test 1

Audio scripts for Listening	4
Answer key	7
Scripts for Speaking	8

Test 2

Audio scripts for Listening	10
Answer key	13
Scripts for Speaking	14

Test 3

Audio scripts for Listening	16
Answer key	19
Scripts for Speaking	20

Vocabulary list	22
-----------------	----

Key to tests

Test 1: Audio scripts for Listening

Listening Part 1

Track 01

Practice tests for Cambridge English Qualifications Pre A1 Starters. Copyright HarperCollins Publishers 2018.

Hello. This is the Collins practice tests for Cambridge English Qualifications Pre A1 Starters Listening Test, Test 1.

Look at Part 1. Look at the picture. Listen and look. There is one example.

Girl: Here's a photo of my birthday party, Mr Black.
Man: Oh yes! That's fantastic! Who's that? The girl with the camera?
Girl: That's my friend, Eva. She loves taking photos.
Man: So do I!

Can you see the line? This is an example. Now you listen and draw lines.

1

Girl: Can you see my mum?
Man: Is she holding the cake?
Girl: Yes, she is.
Man: What's her name?
Girl: Her name's Alice.
Man: Oh, OK.

2

Man: Who's that boy with the yellow hat?
Girl: The boy with the orange juice?
Man: Yes, who's he?
Girl: That's my friend Nick.

3

Man: And what's that boy's name? The boy on his phone.
Girl: That's Matt. He's my brother.
Man: Oh! He's got a nice phone.
Girl: I know! It's new. He loves it!

4

Man: One person is sleeping.
Girl: Yes! That's my dad!
Man: What's his name?
Girl: His name is Hugo.

5

Girl: And there's my friend, Mark. He's got a yellow T-shirt and a blue hat.
Man: The one with a burger in his hand?
Girl: Yes, that's him. He loves burgers!
Man: Me too!

Now listen to Part 1 again.

[The recording is repeated.]

That is the end of Part 1.

Listening Part 2

Track 02

Part 2. Look at the picture. Listen and write a name or a number. There are two examples.

Man: Hello, Lucy. Do you live here?
Girl: Yes, I do.
Man: Which is your house?
Girl: Number 18.
Man: The house with the blue door?
Girl: Yes, that's right.

Man: Do you know that boy?
Girl: Yes, that's Tom. He likes soccer a lot.
Man: How do you spell Tom?
Girl: T-O-M, Tom.
Man: OK.

Can you see the answers? Now you listen and write a name or a number.

1

Man: Where does Tom live?
Girl: He lives at number 16.
Man: Has he got any brothers and sisters?
Girl: Yes, he's got one baby sister.

2

Man: And who's that girl?
Girl: She's my sister.
Man: What's her name?
Girl: Her name's Pat.
Man: Pat? How do you spell Pat?
Girl: P-A-T.

3

Man: Is that your cat, Lucy?
Girl: Yes, it is. He's an old cat.
Man: How old is he?
Girl: He's 12. That's old for a cat.
Man: Yes, it is.

4

Man: What's his name?
Girl: His name's Sam.
Man: I like that name. Is that S-A-M?
Girl: Yes, that's right.

5

Girl: We've got lots of cats.
Man: Oh? How many cats have you got?
Girl: Three. But Sam's my favourite cat.
Man: Yes, he's a very nice cat.

Now listen to Part 2 again.
[The recording is repeated.]

That is the end of Part 2.

Listening Part 3

Track 03

Part 3. Look at the pictures. Now listen and look. There is one example.

What's Kim wearing?

Girl: Do you like my new T-shirt?
Woman: Yes, it's very nice.
Girl: Blue is my favourite colour.
Woman: Me too.

Can you see the tick? Now you listen and tick the box.

1

Where's Dad's camera?

Man: I can't find my camera.
Woman: Is it on your desk?
Man: No, I can't see it.
Woman: I know. Is it on the bookcase?
Man: No. Oh here it is. It's under the chair.

2

What does Tom like?

Woman: Do you like chicken and rice, Tom?
Boy: Hmm. I like chicken but I don't like rice.
Woman: Oh, I see. Do you like burger and chips?
Boy: Well, I like chips. My favourite food for dinner is egg and chips.

3

What's Jill drawing?

Man: Hi, Jill. Are you drawing a picture?
Girl: Yes, I'm drawing a picture of my cat.
Man: Oh, it's very nice. What colour is your cat?
Girl: He's brown and orange. I'm colouring it now.
Man: Has he got a long tail?
Girl: Yes, look!
Man: What a beautiful cat!

4

What sport does Bill play at school?

Woman: Do you play hockey at school, Bill?
Boy: No. I can't play hockey.
Woman: What sports do you play?
Boy: We play basketball ... but my favourite sport is football. We play a lot of football too.

5

Which is Sue's bike?

Man: Hi, Sue. Is that your bike?
Girl: The red bike in front of the house?
Man: Yes, that's right.
Girl: No, that's Jill's bike. My bike's pink.
Man: Where is it?
Girl: It's in the garden.

Now listen to Part 3 again.
[The recording is repeated.]

That is the end of Part 3.

Listening Part 4

Track 04

Part 4. Look at the picture. Listen and look. There is one example.

Man: Can you see the people in the living room? Let's colour the picture.
Girl: OK.
Man: Can you see the robot next to the sofa?
Girl: Yes, it's on the floor.
Man: That's right. Can you colour it orange?
Girl: Yes, OK.

Can you see the orange robot next to the sofa? This is an example. Now you listen and colour.

1

Man: OK. Now can you see the girl?
Girl: Yes, she's drawing a picture.
Man: That's right. There's a robot under the table.
Girl: Um ... Oh, yes. There it is.
Man: Good. Well, colour it red, please.
Girl: OK. I'm colouring it red now.

2

Man: There's a robot in the bookcase.
Girl: Where?
Man: It's under the lamp.
Girl: Yes, I can see it now.
Man: Can you colour it yellow?
Girl: OK.

3

Man: Can you see the boy and the dog?
Girl: Yes, they're playing on the floor.
Man: And can you see the robot?
Girl: Yes, it's between the boy and the dog.
Man: That's right.
Girl: Can I colour it brown?
Man: Yes, OK. Colour it brown.

4

Man: Right. Now find the robot behind the sofa.
Girl: Behind the sofa?
Man: Yes.
Girl: Umm ... Here it is.
Man: Do you want to colour it pink?
Girl: OK. Now it's pink.

5

Man: OK. Now there's a robot on the table. Can you see it?
Girl: Yes, there it is.
Man: That's right. Colour it grey, please.
Girl: Grey. OK.
Man: That's very good.

Now listen to Part 4 again.


[The recording is repeated.]

That is the end of the Pre A1 Starters Listening Test, Test 1.

Test 1: Answer key

Listening Part 1 (5 marks)

Listen and draw lines. There is one example.



Reading & Writing Part 1 (5 marks)

- | | |
|-----|-----|
| 1 ✓ | 2 X |
| 3 ✓ | 4 ✓ |
| 5 X | |

Reading & Writing Part 2 (5 marks)

- | | |
|-------|------|
| 1 yes | 2 no |
| 3 yes | 4 no |
| 5 yes | |

Reading & Writing Part 3 (5 marks)

- | | |
|--------------|---------|
| 1 kite | 2 train |
| 3 robot | 4 lorry |
| 5 helicopter | |

Reading & Writing Part 4 (5 marks)

- | | |
|--------|--------|
| 1 tail | 2 eyes |
| 3 eggs | 4 sun |
| 5 swim | |

Listening Part 2 (5 marks)

- | | |
|------|-------|
| 1 1 | 2 Pat |
| 3 12 | 4 Sam |
| 5 3 | |

Listening Part 3 (5 marks)

- | | |
|-----|-----|
| 1 C | 2 B |
| 3 A | 4 B |
| 5 C | |

Listening Part 4 (5 marks)

- 1 robot under the table = red
- 2 robot under the lamp = yellow
- 3 robot between the boy and the dog = brown
- 4 robot behind the sofa = pink
- 5 robot on the table = grey

Reading & Writing Part 5 (5 marks)

- | | |
|--------|-----------|
| 1 red | 2 monkey |
| 3 tree | 4 coconut |
| 5 man | |

Test 1: Scripts for Speaking

Speaking Parts 1–5

Track 05

[This is the recording without student's responses. This recording includes pauses so that students can practise taking part in the Speaking Test. Sometimes, you might need to pause the track for longer to give your child time to respond.]

Track 06

[This recording includes the student's responses.]

Part	To do	To say	Student's response (variations possible)	Back-up questions
1	[The usher brings the student in.]	[The usher to the examiner: <i>Hello. This is (student's name).</i>]		
		<i>Hello (student's name). My name's (examiner's name).</i>	<i>Hello.</i>	
	Point to the scene picture.	<i>Look at this picture. This is a girl's bedroom. The girl is reading a book.</i>		
	Point to the girl in the scene picture.	<i>Here's the girl.</i>		
2	Point to the object cards.	<i>Where's the mirror? Where are the books?</i>	Points to the items in the scene picture.	<i>Is this a mirror? Are these books?</i>
		<i>Now look at these. Which is the chicken?</i>	Points to the chicken card.	<i>Is this a chicken?</i>
		<i>I'm putting the chicken under the bed.</i>		
		<i>Now you put the chicken between the ball and the robot.</i>	Puts the chicken card in place.	<i>Where's the chicken? It's between the ball and the robot.</i>
		<i>Which is the lemon?</i>	Points to the lemon card.	<i>Is this a lemon?</i>
		<i>Put the lemon next to the lamp.</i>	Puts the lemon card in place.	<i>Where's the lemon? It's next to the lamp.</i>
		<i>Which is the shoe?</i>	Points to the shoe card.	<i>Is this a shoe?</i>
		<i>Put the shoe behind the chair.</i>	Puts the shoe card in place.	<i>Where's the shoe? It's behind the chair.</i>

Part	To do	To say	Student's response (variations possible)	Back-up questions
3	Remove the object cards and point to the doll on the bed in the scene picture.	<i>Now ... what's this?</i>	<i>A doll.</i>	<i>Is it a doll?</i>
		<i>What colour is it?</i>	<i>Pink.</i>	<i>Is it pink or blue?</i>
		<i>How many dolls are there?</i>	<i>Two.</i>	<i>Are there two or three?</i>
	Point to the bird. Point to the girl.	<i>What's the bird doing?</i> <i>Tell me about the girl.</i>	<i>Singing.</i> <i>She's reading a book.</i>	<i>Is it singing?</i> <i>What's she doing?</i>
4	Put the scene picture away and pick out three object cards.			
	Show the rubber card.	<i>What's this?</i> <i>Have you got a rubber?</i> <i>What colour is it?</i>	<i>A rubber.</i> <i>Yes./No.</i> <i>Blue./Red. etc.</i>	<i>Is it a rubber?</i> <i>Is it blue or red?</i>
	Show the elephant card.	<i>What is this?</i> <i>Do you like elephants?</i> <i>What's your favourite animal?</i>	<i>An elephant.</i> <i>Yes./No.</i> <i>A tiger./A horse. etc.</i>	<i>Is it an elephant?</i>
	Show the football card.	<i>What's this?</i> <i>Do you play football?</i> <i>What sport do you play at school?</i>	<i>A football.</i> <i>Yes./No.</i> <i>Basketball. etc.</i>	<i>Is it a television?</i>
5	Put away all the object cards.	<i>Now ... how old are you?</i>	<i>Eight.</i>	<i>Are you eight, nine?</i>
		<i>How many brothers and sisters have you got?</i>	<i>Two sisters and one brother. etc.</i>	<i>Have you got a sister / a brother?</i>
		<i>Is your house big or small?</i>	<i>Small./Big.</i>	<i>Is your house big?</i>
		<i>OK. Thank you. Goodbye.</i>	<i>Goodbye.</i>	

Test 2: Audio scripts for Listening

Listening Part 1

Track 07

Hello. This is the Collins practice tests for Cambridge English Qualifications Pre A1 Starters Listening Test, Test 2.

Look at Part 1. Look at the picture. Listen and look. There is one example.

- Boy: Do you like this photo of my classroom, Grandma?
Woman: Oh yes, I do. It's great! Who's that girl? She's walking into the classroom.
Boy: Oh, that's my friend Kim.
Woman: She's got a lot of books!
Boy: Yes, she has.

Can you see the line? This is an example. Now you listen and draw lines.

1

- Boy: And there's my friend Anna.
Woman: Where is she?
Boy: She's writing some numbers on the board.
Woman: Oh yes, I can see her.

2

- Woman: What's your teacher's name?
Boy: Mrs Lucy. She's very nice. I love her lessons! They're fun!
Woman: Oh good! She's smiling in the photo.
Boy: Yes, she's very happy!

3

- Woman: And who's that boy? He's got brown hair and glasses.
Boy: That's Tom.
Woman: He knows the answer to the question!
Boy: Yes, he does.

4

- Woman: One girl isn't looking at the teacher. She's looking in her bag.
Boy: That's Sue.
Woman: I like her bag.
Boy: Me too! It's cool!

5

- Boy: Can you see Bill?
Woman: No, who's he?
Boy: He's sitting next to Sue.
Woman: Oh yes, I can see him. He's writing in his book.
Boy: Yes, that's right.

Now listen to Part 1 again.
[The recording is repeated.]

That is the end of Part 1.

Listening Part 2

Track 08

Part 2. Look at the picture. Listen and write a name or a number. There are two examples.

- Woman: Hello, Alex. Do you know that girl?
Boy: Yes, her name's Jill.
Woman: How do you spell that?
Boy: J-I-double L. Jill.
Woman: Oh.

- Woman: How old is Jill?
Boy: Um. She's eight.
Woman: Eight?
Boy: Yes, that's right.

Can you see the answers? Now you listen and write a name or a number.

1

- Woman: And how old are you, Alex? Are you eight?
Boy: No, I'm seven.
Woman: Sorry?
Boy: I'm seven.

2

- Woman: Do you know that woman? She's walking with her dog.
Boy: That's my cousin. Her name's Grace.
Woman: How do you spell that?
Boy: G-R-A-C-E. Grace.
Woman: She looks nice.
Boy: Yes, she is.

3

- Woman: Do you like school?
Boy: Yes. And I like my friends.
Woman: How many friends have you got?
Boy: Um ... six. I've got six friends.
Woman: That's good.

4

- Woman: Are those boys your friends?
Boy: Yes, they're in my class.
Woman: The boy with black hair. What's his name?
Boy: His name's Ben. B-E-N. He's nice.
Woman: I like that name.

5

- Woman: How many children are in your class?
Boy: Nineteen.
Woman: That's a small class.
Boy: Yes, it is.

Now listen to Part 2 again.
[The recording is repeated.]

That is the end of Part 2.

Listening Part 3

Track 09

Part 3. Look at the pictures. Now listen and look. There is one example.

Where's May?

Woman: Where's May? It's time for dinner. Is she in the dining room?

Man: No. I can't see her.

Woman: Is she in the living room?

Man: No. Oh, I know. She's in her bedroom. She's painting a picture.

Can you see the tick? Now you listen and tick the box.

1

What's Nick doing?

Woman: Where's Nick? Is he in the park?

Boy: Yes, he's with his cousin Bill.

Woman: Are they riding their bikes?

Boy: No, his bike is in the garden.

Woman: Is he playing table tennis?

Boy: I know! He's playing baseball with Alex.

2

Which animal does Sue like?

Man: What animals do you like, Sue? Do you like horses?

Girl: No, I don't.

Man: Oh! Do you like giraffes?

Girl: No, they're too big. I like tigers. They're beautiful.

3

What's Matt wearing?

Woman: It's hot today. Is Matt wearing jeans?

Man: Yes, he's wearing jeans and a T-shirt.

Woman: His white T-shirt?

Man: Yes.

Woman: OK.

4

What's Pat having for dinner?

Man: Would you like a burger for dinner, Pat?

Girl: No, thanks. Can I have fish, please?

Man: OK.

Girl: ... and chips?

Man: No, not chips. You can have potatoes and green beans.

Girl: OK. Thanks, Dad.

5

What colour is Grandma's jacket?

Boy: Thanks for this cake, Grandma. Are you going now?

Grandma: Yes, now where's my jacket?

Boy: Is it green or brown?

Grandma: No, it's blue.

Boy: Oh, here it is.

Grandma: Thanks, Tom. Bye bye.

Now listen to Part 3 again.

[The recording is repeated.]

That is the end of Part 3.

Listening Part 4

Track 10

Part 4. Look at the picture. Listen and look. There is one example.

Man: Can you see the playground? Would you like to colour the picture?

Girl: Yes, please.

Man: Can you see the lorry next to the tree?

Girl: Yes.

Man: Can you colour it red?

Girl: Yes, OK.

Can you see the red lorry next to the tree? This is an example. Now you listen and colour.

1

Man: OK. Now can you see the boy and the girl?

Girl: Yes, the boy has got a helicopter.

Man: That's right. There's a lorry between the boy and the girl.

Girl: Yes, there it is.

Man: Can you colour it blue?

Girl: OK.

2

Man: There's a lorry behind the boy.

Girl: Which boy?

Man: He's catching a ball.

Girl: Oh, yes. I can see him.

Man: Can you colour it orange?

Girl: Yes, OK.

3

Girl: What now?

Man: Can you see the two girls?

Girl: Yes, they're jumping.

Man: And can you see the lorry?

Girl: Yes, it's in front of that girl. Can I colour it purple?

Man: Yes, OK. Colour it purple.

4

Man: OK. Now there's a lorry in the girl's bag. Can you see it?
Girl: I can see the girl. She's sitting under a tree.
Man: That's right. And the bag is next to her.
Girl: Oh yes. There it is.
Man: Can you see the lorry in the girl's bag?
Girl: Yes. Can I colour it?
Man: Yes, colour it yellow.
Girl: OK.

5

Man: Right. Now find the lorry on the wall.
Girl: On the wall?
Man: Yes.
Girl: Here it is.
Man: Can you colour it pink?
Girl: OK. I'm colouring it pink.
Man: Well done.


Now listen to Part 4 again.

[The recording is repeated.]

That is the end of the Pre A1 Starters Listening Test, Test 2.

Test 2: Answer key

Listening Part 1 (5 marks)



Listening Part 2 (5 marks)

- | | |
|------|---------|
| 1 7 | 2 Grace |
| 3 6 | 4 Ben |
| 5 19 | |

Listening Part 3 (5 marks)

- | | |
|-----|-----|
| 1 B | 2 A |
| 3 C | 4 C |
| 5 B | |

Listening Part 4 (5 marks)

- 1 lorry between the boy and the girl = blue
- 2 lorry behind the boy = orange
- 3 lorry in front of the girl = purple
- 4 lorry in the girl's bag = yellow
- 5 lorry on the wall = pink

Reading & Writing Part 1 (5 marks)

- | | |
|-----|-----|
| 1 X | 2 ✓ |
| 3 ✓ | 4 X |
| 5 ✓ | |

Reading & Writing Part 2 (5 marks)

- | | |
|-------|-------|
| 1 no | 2 yes |
| 3 yes | 4 no |
| 5 no | |

Reading & Writing Part 3 (5 marks)

- | | |
|-------------|----------|
| 1 lime | 2 onion |
| 3 juice | 4 orange |
| 5 pineapple | |

Reading & Writing Part 4 (5 marks)

- | | |
|---------|-----------|
| 1 green | 2 garden |
| 3 house | 4 spiders |
| 5 girls | |

Reading & Writing Part 5 (5 marks)

- | | |
|----------|---------|
| 1 woman | 2 man |
| 3 banana | 4 black |
| 5 apple | |

Test 2: Scripts for Speaking

Speaking Parts 1–5

Track 11

[This is the recording without student's responses. This recording includes pauses so that students can practise taking part in the Speaking Test. Sometimes, you might need to pause the track for longer to give your child time to respond.]

Track 12

[This recording includes the student's responses.]

Part	To do	To say	Student's response (variations possible)	Back-up questions
1	<p>[The usher brings the student in.]</p> <p>Point to the scene picture.</p> <p>Point to the man in the scene picture.</p>	<p>[The usher to the examiner: <i>Hello. This is (student's name).</i>]</p> <p><i>Hello (student's name). My name's (examiner's name).</i></p> <p><i>Look at this picture. There are some animals. The man is carrying some carrots.</i></p> <p><i>Here's the man.</i></p> <p><i>Where's the sheep?</i></p> <p><i>Where are the ducks?</i></p>	<p><i>Hello.</i></p> <p>Points to the items in the scene picture.</p>	<p><i>Is this a sheep?</i></p> <p><i>Are these ducks?</i></p>
2	Point to the object cards.	<p><i>Now look at these.</i></p> <p><i>Which is the shell?</i></p> <p><i>I'm putting the shell on the cow.</i></p> <p><i>Now you put the shell next to the dog.</i></p> <p><i>Which is the guitar?</i></p> <p><i>Put the guitar between the cow and the sheep.</i></p> <p><i>Which is the motorbike?</i></p> <p><i>Put the motorbike behind the young boy.</i></p>	<p>Points to the shell card.</p> <p>Puts the shell card in place.</p> <p>Points to the guitar card.</p> <p>Puts the guitar card in place.</p> <p>Points to the motorbike card.</p> <p>Puts the motorbike card in place.</p>	<p><i>Is this a shell?</i></p> <p><i>Where's the shell? It's next to the dog.</i></p> <p><i>Is this a guitar?</i></p> <p><i>Where's the guitar? It's between the cow and the sheep.</i></p> <p><i>Is this a motorbike?</i></p> <p><i>Where's the motorbike? It's behind the boy.</i></p>

Part	To do	To say	Student's response (variations possible)	Back-up questions
3	Remove the object cards and point to the bike in the scene picture.	<i>Now ... what's this?</i>	<i>A bike.</i>	<i>Is it a bike?</i>
		<i>What colour is it?</i>	<i>Orange.</i>	<i>Is it orange or brown?</i>
		<i>How many bikes are there?</i>	<i>One.</i>	<i>Is there one or two?</i>
	Point to the goat.	<i>What's the goat doing?</i>	<i>Eating.</i>	<i>Is he eating?</i>
	Point to the dog.	<i>Tell me about the dog.</i>	<i>It's sleeping.</i>	<i>What's it doing?</i>
4	Put the scene picture away and pick out three object cards.			
	Show the mango card.	<i>What's this?</i>	<i>A mango.</i>	<i>Is it a mango?</i>
		<i>Do you like mangoes?</i>	<i>Yes./No.</i>	<i>Do you like mangoes?</i>
		<i>What's your favourite fruit?</i>	<i>Bananas./Apples. etc.</i>	
	Show the socks card.	<i>What are these?</i>	<i>Socks.</i>	<i>Are they socks?</i>
		<i>Are you wearing socks?</i>	<i>Yes./No.</i>	
		<i>What colour are your socks?</i>	<i>White./Blue. etc.</i>	
	Show the television card.	<i>What's this?</i>	<i>A television.</i>	<i>Is it a television?</i>
		<i>Have you got a television?</i>	<i>Yes./No.</i>	
		<i>Do you like watching television?</i>	<i>Yes./No.</i>	
5	Put away all the object cards.	<i>Now ... how old are you?</i>	<i>Nine.</i>	<i>Are you eight, nine?</i>
		<i>Is your grandpa old or young?</i>	<i>Old.</i>	<i>Is your grandpa old?</i>
		<i>What colour are your eyes?</i>	<i>Brown./Blue./Green./Grey.</i>	<i>Are your eyes blue?</i>
		<i>Do you like badminton or basketball?</i>	<i>Badminton./Basketball.</i>	<i>Do you like badminton?</i>
		<i>OK. Thank you. Goodbye.</i>	<i>Goodbye.</i>	

Test 3: Audio scripts for Listening

Listening Part 1

Track 13

Hello. This is the Collins practice tests for Cambridge English Qualifications Pre A1 Starters Listening Test, Test 3.

Look at Part 1. Look at the picture. Listen and look. There is one example.

- Boy: Look at this photo of my family and friends at the park, Mrs Grey.
Woman: Oh, yes! That's fun! Who's that boy under the tree?
Boy: That's my friend, Ben. He loves ice cream!
Woman: Me too!

Can you see the line? This is an example. Now you listen and draw lines.

1

- Boy: And there's my friend Sam.
Woman: Where is he?
Boy: He's kicking the football.
Woman: Oh yes, I can see him.

2

- Woman: One girl is riding a bike. Who's she?
Boy: That's my friend, Ann. It's a new bike.
Woman: Fantastic!
Boy: Yes, it is!

3

- Woman: That's a nice picture of a flower.
Boy: Oh yes! My sister May is drawing the picture.
Woman: Does she like drawing?
Boy: Yes, she loves it! She likes painting too!

4

- Boy: My brother Alex is in the photo too.
Woman: Where's he?
Boy: He's sitting next to May. He's eating some watermelon.
Woman: Oh yes, I can see him.

5

- Boy: Can you see my dad, Mark?
Woman: Is he playing the guitar?
Boy: Yes, that's right.
Woman: Yes, I can see him. What a fun day!

Now listen to Part 1 again.

[The recording is repeated from here.]

That is the end of Part 1.

Listening Part 2

Track 14

Part 2. Look at the picture. Listen and write a name or a number. There are two examples.

- Man: Hello, May. How old are you?
Girl: I'm seven.
Man: Seven?
Girl: Yes, that's right.

- Man: Do you know these people?
Girl: Yes, that's my grandma.
Man: Your grandma?
Girl: Yes. Her name is Anna.
Man: How do you spell that?
Girl: A-double N-A.

Can you see the answers? Now you listen and write a name or a number.

1

- Man: And who are the children?
Girl: They're my cousins.
Man: What's the boy's name?
Girl: His name's Nick. He's eight.
Man: Seven?
Girl: No, he's eight.

2

- Man: And the girl? What's her name?
Girl: Her name's Kim.
Man: How do you spell that?
Girl: K-I-M.
Man: That's a nice name.

3

- Man: Is Kim eight years old?
Girl: No, she's nine.
Man: Nine?
Girl: Yes, that's right.

4

- Man: What are they making?
Girl: They're making a cake. Look, Nick is putting in an egg.
Man: Oh, yes. How many eggs are there in the box?
Girl: Um ... four.

5

Man: Is it a birthday cake?
Girl: Yes! It's for Grandpa. It's his birthday today.
Man: That's great. How old is he?
Girl: I don't know, but he's very old.
Man: What's his name?
Girl: His name's Tom. That's T-O-M.

*Now listen to Part 2 again.
[The recording is repeated.]*

That is the end of Part 2.

Listening Part 3

Track 15

Part 3. Look at the pictures. Now listen and look. There is one example.

What's Lucy eating?

Boy: Hi, Lucy. Are you eating some fruit?
Girl: Yes, it's lovely.
Boy: What is it? Is it a pineapple or a watermelon?
Girl: No. I don't like pineapple. It's a mango. I love mangoes.
Boy: So do I!

Can you see the tick? Now you listen and tick the box.

1

Which is Bill's house?

Woman: Have you got a big house, Bill?
Boy: Yes, it's big.
Woman: How many bedrooms has it got?
Boy: It's got three bedrooms.
Woman: Has it got a garden?
Boy: Yes, it's got a garden with two small trees.
Woman: What colour is the door?
Boy: Um. Green.

2

How is Sue getting to school today?

Man: Is Sue riding her bike to school today, Anna?
Girl: No, it's raining.
Man: Oh, dear. Is she getting the bus?
Girl: No. Her mum is driving her in the car.
Man: That's a good idea.

3

What can Ben see?

Woman: What are you looking at, Ben?
Ben: I'm looking at the sea. I can see a boat.
Woman: A boat? Is there a man in it?
Ben: Yes, there are two men in it. It's going very fast.
Woman: Great.

4

What colour are Ann's eyes?

Woman: What colour are Ann's eyes?
Man: They're brown.
Woman: No, her hair is brown. Are her eyes blue?
Man: Um ... No ... I know! They're green.
Woman: Yes, you're right.

5

What sport is Mark playing?

Man: Is Mark in the baseball team?
Girl: No, he can't throw the ball. He's in the football team.
Man: Oh. Is he playing football today?
Girl: No, he's playing tennis today. He's very good.

*Now listen to Part 3 again.
[The recording is repeated.]*

That is the end of Part 3.

Listening Part 4

Track 16

*Part 4. Look at the picture. Listen and look.
There is one example.*

Woman: Would you like to colour the picture?
Boy: Yes, please.
Woman: Can you see the boy on the floor?
Boy: Yes.
Woman: There's a shell behind him. Can you colour it blue?
Boy: Yes, OK.

Can you see the shell behind the boy? This is an example. Now you listen and colour.

1

Woman: OK. Now can you see the shell under the bed?
Boy: Yes, it's next to some shoes.
Woman: That's right. Can you colour it red?
Boy: Yes, OK. I'm colouring it now.
Woman: Well done.

2

Woman: Now, there's a shell between the robot and the boat. Can you see it?
Boy: No, where is it?
Woman: It's on the floor between the robot and the boat.
Boy: Oh, yes. There it is.
Woman: Can you colour it yellow?
Boy: OK.

3

Woman: Can you see the toy box?
Boy: Yes, there are a lot of toys in it. I like the crocodile.
Woman: And there's a shell. Can you see it?
Boy: Yes, I can.
Woman: OK. Colour it green, please.
Boy: OK. I'm colouring it green now.

4

Boy: What now?
Woman: Right. Now find the shell on the bed.
Boy: On the bed?
Woman: Yes.
Boy: Oh, yes. Here it is.
Woman: Can you colour it brown?
Boy: OK. It's brown now.

5

Woman: OK. Can you see the bookcase?
Boy: Yes, and I can see the girl. She's trying to get the train.
Woman: That's right. Can you see the shell? It's next to the tiger.
Boy: Oh yes. There it is.
Woman: Can you colour it purple?
Boy: OK.
Woman: Well done. That's very good.


Now listen to Part 4 again.

[The recording is repeated.]

That is the end of the Pre A1 Starters Listening Test, Test 3.

Test 3: Answer key

Listening Part 1 (5 marks)



Listening Part 2 (5 marks)

- | | |
|-------|-------|
| 1 8 | 2 Kim |
| 3 9 | 4 4 |
| 5 Tom | |

Listening Part 3 (5 marks)

- | | |
|-----|-----|
| 1 B | 2 A |
| 3 A | 4 C |
| 5 B | |

Listening Part 4 (5 marks)

- 1 shell under the bed = red
- 2 shell between the robot and the boat = yellow
- 3 shell in the toy box = green
- 4 shell on the bed = brown
- 5 shell next to the tiger = purple

Reading & Writing Part 1 (5 marks)

- | | |
|-----|-----|
| 1 ✓ | 2 ✓ |
| 3 X | 4 ✓ |
| 5 X | |

Reading & Writing Part 2 (5 marks)

- | | |
|-------|-------|
| 1 yes | 2 no |
| 3 yes | 4 yes |
| 5 no | |

Reading & Writing Part 3 (5 marks)

- | | |
|------------|------------|
| 1 desk | 2 ruler |
| 3 rubber | 4 computer |
| 5 cupboard | |

Reading & Writing Part 4 (5 marks)

- | | |
|------------|-----------|
| 1 mouth | 2 ball |
| 3 legs | 4 bedroom |
| 5 children | |

Reading & Writing Part 5 (5 marks)

- | | |
|----------|------------|
| 1 four | 2 painting |
| 3 spider | 4 fish |
| 5 girl | |

Test 3: Scripts for Speaking

Speaking Parts 1–5

Track 17

[This is the recording without student's responses. This recording includes pauses so that students can practise taking part in the Speaking Test. Sometimes, you might need to pause the track for longer to give your child time to respond.]

Track 18

[This recording includes the student's responses.]

Part	To do	To say	Student's response (variations possible)	Back-up questions
1	[The usher brings the student in.]	[The usher to the examiner: <i>Hello. This is (student's name).</i>]		
		<i>Hello (student's name). My name's (examiner's name).</i>	<i>Hello.</i>	
	Point to the scene picture.	<i>Look at this picture. This is a hall in a house. The door of the kitchen is open.</i>		
	Point to the dog in the scene picture.	<i>Here's the dog.</i> <i>Where's the hat?</i> <i>Where are the flowers?</i>	Points to the items in the scene picture.	<i>Is this a hat?</i> <i>Are these flowers?</i>
	Point to the object cards.	<i>Now look at these.</i> <i>Which is the onion?</i>	Points to the onion card.	<i>Is this the onion?</i>
		<i>I'm putting the onion under the mirror.</i>		
		<i>Now you put the onion next to the flowers.</i>	Puts the onion card in place.	<i>Where's the onion? It's next to the flowers.</i>
		<i>Which is the bus?</i>	Points to the bus card.	<i>Is this the bus?</i>
		<i>Put the bus between the hat and the jacket.</i>	Puts the bus card in place.	<i>Where's the bus? It's between the hat and the jacket.</i>
		<i>Which is the photo?</i>	Points to the photo card.	<i>Is this the photo?</i>
		<i>Put the photo on the table.</i>	Puts the photo card in place.	<i>Where's the photo? It's on the table.</i>

Part	To do	To say	Student's response (variations possible)	Back-up questions
3	Remove the object cards and point to the brown jacket in the scene picture.	<i>Now ... what's this?</i> <i>What colour is it?</i> <i>How many jackets are there?</i>	<i>(A) jacket.</i> <i>Brown.</i> <i>Two.</i>	<i>Is it a bike?</i> <i>Is it brown or black?</i> <i>Is there one or two?</i>
	Point to the dog. Point to the shoes.	<i>What's the dog doing?</i> <i>Tell me about the shoes.</i>	<i>Sleeping.</i> <i>They're under the table.</i>	<i>Is he sleeping?</i> <i>Where are they?</i>
4	Put the scene picture away and pick out three object cards.			
	Show the glasses card.	<i>What are these?</i> <i>Do you wear glasses?</i> <i>Does your dad wear glasses?</i>	<i>Glasses.</i> <i>Yes./No.</i> <i>Yes./No.</i>	<i>Are they glasses?</i>
	Show the game card.	<i>What is this?</i> <i>Do you like playing games?</i> <i>Who do you play games with?</i>	<i>A game.</i> <i>Yes./No.</i> <i>My brother./My friend. etc.</i>	<i>Is it a game?</i>
	Show the pencil card.	<i>What's this?</i> <i>Have you got a pencil?</i> <i>What colour is your pencil?</i>	<i>A pencil.</i> <i>Yes./No.</i> <i>Blue./Red. etc.</i>	<i>Is it a pencil?</i>
5	Put away all the object cards.	<i>Now ... can you play tennis?</i>	<i>Yes./No.</i>	
		<i>What's your favourite food?</i>	<i>Chips./Ice cream. etc.</i>	<i>Is your favourite food ice cream?</i>
		<i>How do you go to school?</i>	<i>Bus./Car./Walk. etc.</i>	<i>Do you walk to school?</i>
		<i>OK. Thank you. Goodbye.</i>	<i>Goodbye.</i>	

Vocabulary list

Below is the official vocabulary list for *Cambridge English Qualifications Pre A1 Starters*. The words and phrases have been arranged thematically. Some words appear in more than one theme.

Key	(n) noun	(pl) plural noun	(s) singular noun	(v) verb
Animals	animal bear bee bird cat chicken cow crocodile	dog donkey duck elephant fish (s & pl) frog giraffe goat	hippo horse jellyfish lizard monkey mouse/mice pet polar bear	sheep (s & pl) snake spider tail tiger zebra zoo
The body & face	arm body ear eye	face foot/feet hair hand	head leg mouth	nose smile
Clothes	bag baseball cap boots clothes dress	glasses handbag hat jacket jeans	shirt shoe shorts skirt sock	trousers T-shirt watch wear
Colours	black blue brown	green grey (or gray) orange	pink purple red	white yellow
Family & friends	baby boy brother child/children cousin dad family father friend	girl grandfather grandma grandmother grandpa kid live man/men Miss	mother Mr Mrs mum (US mom) old person/people sister their	them they us we woman/women you young your
Food & drink	apple banana bean bread breakfast burger cake carrot chicken chips (US fries) coconut	dinner drink (n & v) eat egg fish food fries (UK chips) fruit grape ice cream juice	kiwi lemon lemonade lime lunch mango meat meatballs milk onion orange	pea pear pie pineapple potato rice sausage tomato water watermelon

The home	apartment	computer	house	room
	armchair	cupboard	kitchen	rug
	bath	desk	lamp	sleep
	bathroom	dining room	living room	sofa
	bed	doll	mat	table
	bedroom	door	mirror	television/TV
	bookcase	flat	painting	toy
	box	floor	phone	tree
	camera	flower	picture	wall
	chair	garden	poster	window
	clock	hall	radio	
	1-20			
Numbers				
Places & directions	behind	in front of	shop (US store)	under
	between	next to	store (UK shop)	zoo
	here	on	street	
School	in	park	there	
	alphabet	cupboard	name	school
	answer	desk	number	sentence
	ask	door	open	spell
	board	draw(ing)	page	stand (up)
	book	English	painting	story
	bookcase	eraser	paper	teacher
	class	example	part	tell
	classmates	find	pen	tick (n & v)
	classroom	floor	pencil	understand
	close	know	picture	wall
	colour	learn	playground	window
	computer	lesson	question	word
Sports & leisure	correct	letter (as in alphabet)	read	write
	count	line	right (as in correct)	
	crayons	listen (to)	rubber	
	cross	look	ruler	
	badminton	enjoy	paint(ing)	sport
	ball	favourite	paper	story
	baseball	fish(ing)	photo	table tennis
	basketball	fly	piano	tablet
	bat	football (US soccer)	picture	television/TV
	beach	fun	play (with)	tennis
	bike	game	radio	tennis racket
	boat	guitar	read	throw
	book	hit	ride (v)	toy
Time	bounce	hobby	run	TV/television
	camera	hockey	sing	watch
	catch	jump	skateboard	
	doll	kick (v)	skateboarding	
	draw(ing)	kite	soccer (UK football)	
	drive (v)	listen (to)	song	
	afternoon	day	morning	today
	birthday	end	night	watch
	clock	evening		

Toys	ball baseball basketball bike board game car	doll football game helicopter kite lorry (US truck)	monster plane robot skateboard skateboarding teddy (bear)	toy train truck (UK lorry)
Transport	bike boat bus car drive (v)	fly (v) go helicopter lorry (US truck) motorbike	plane ride (v) run ship swim	train truck (UK lorry) walk
Weather	sun			
Work	teacher			
The world around us	beach sand	sea shell	street sun	tree water
Useful words & expressions	bye cool fantastic fun go to bed go to sleep goodbye	hello hi hooray I don't know no oh oh dear	OK pardon please right so sorry thank you	thanks then well well done wow yes
Adjectives	angry beautiful big clean closed cool correct dirty double	English fantastic favourite funny good great happy her his my no one	its long my new nice old our right (correct) sad some that the	scary short silly small sorry their ugly young your these this those
Determiners	a/an a lot of lots of many			
Adverbs	a lot again here	lots not now	then there today	too very
Prepositions	about at behind between	for from in in front of	like next to of on or	to under with
Conjunctions	and	but		
Pronouns	he her hers him his I	it its me mine one ours	she that theirs them these they	this those us we you yours

Verbs	Irregular:	put	Regular:	open
	be	read	add	paint
	catch (a ball)	ride	answer	phone
	choose	run	ask	pick up
	come	say	bounce	play (with)
	do	see	clap	point
	draw	sing	clean	show
	drink	sit (down)	close	smile
	drive	sleep	colour	start
	eat	spell	complete	stop
	find	stand (up)	count	talk
	fly	swim	cross	test
	get	take (a photo)	enjoy	tick
	give	tell	jump	try
	go	throw	kick	walk
	have	understand	learn	want
	have (got)	wear	like	watch
	hit	write	listen (to)	wave
	hold		live	
	know		look	
	learn		look at	
	make		love	
Modals	can/cannot/can't			
Question words	how	how old	where	who
	how many	what	which	whose
Names	Alex	Bill	Mark	Sam
	Alice	Eva	Matt	Sue
	Ann	Jill	May	Tom
	Anna	Kim	Nick	
	Ben	Lucy	Pat	

Collins Cambridge English Qualifications:
Pre A1 Starters
Audio scripts & Answer Key

Barbara Mackay – Anna Osborn

Chịu trách nhiệm xuất bản
Giám đốc - Tổng Biên tập
Đinh Thị Thanh Thủy

Biên tập	Nguyễn Văn Sương
Trình bày sách	Công ty Nhân Trí Việt
Sửa bản in	Nguyễn Nguyên

NHÀ XUẤT BẢN TỔNG HỢP THÀNH PHỐ HỒ CHÍ MINH
62 Nguyễn Thị Minh Khai – Q.1 – TP.HCM
☎ 38225340 – 38296764 – 38247225 Fax: 38222726
E-mail: tonghop@nxbhcm.com.vn Sách online: www.nxbhcm.com.vn
Ebook: www.sachweb.vn

Thực hiện liên kết:
Công ty TNHH Nhân Trí Việt
83^B Trần Đình Xu, P. Nguyễn Cư Trinh, Quận 1
Thành phố Hồ Chí Minh
☎ 38379344 Fax: 38302417
www.nhantriviet.com

In 2.000 cuốn khổ 21 x 29,7cm tại Công ty TNHH MTV ITAXA – 126 Nguyễn Thị Minh Khai – Quận 3 – Tp. Hồ Chí Minh.
XNĐKXB số: 1235-2018/CXBIPH/25-97/THTPHCM ngày 16-4-2018. QĐXB số: 435/QĐ-THTPHCM-2018 ngày 17-4-2018.
ISBN: 978-604-58-7688-6. In xong và nộp lưu chiểu tháng 5-2018.

Get your English off to a great start with practice test material for Cambridge English Qualifications Pre A1 Starters







- Three complete practice tests
- Content fully updated for the 2018 revised examination
- Ideas for fun activities to help motivate and prepare young learners for test day, available online
- Free audio for the Listening papers, plus model answers for the Speaking papers available online



Free online teacher's and parent's guides at
www.nhantriviet.com/CollinsYLE

Suitable for young learners (aged 7–12) who are preparing
to take Cambridge English Qualifications Pre A1 Starters

Cambridge English Qualifications designed for young learners series



- Cambridge English Qualifications:
Pre A1 Starters - Three Practice Tests
- Audio scripts & Answer Key

- Cambridge English Qualifications:
A1 Movers - Three Practice Tests
- Audio scripts & Answer Key

- Cambridge English Qualifications:
A2 Flyers - Three Practice Tests
- Audio scripts & Answer Key

Phát hành tại
Nhà sách MINH TÂM
286^B An Dương Vương P4 Q5 TP. Hồ Chí Minh
☎ 38353608 – 38354845 Fax 38302417
Email: minhtam@nhantriviet.com
Website: www.nhasachminhtam.com



Quét mã QR
để nghe file MP3



www.nhantriviet.com/MP3-CollinsStarters

Giá 148.000đ
(bao gồm hai quyển:
Pre A1 Starters - Three Practice Tests,
Audio scripts & Answer Key và đĩa MP3)

Find us at
www.nhantriviet.com

ISBN: 978-604-58-7688-6



9 786045 876886